


Welcome



Our Year 3 children say...

‘I love being a part of this school.
I am proud to be a part of this
school family.’

‘Learning at St Paul’s is fun.’

‘I am proud of what I have achieved since I
joined St Paul’s. I like coming to school
because I learn new things.’

‘My teachers encourage me and
help me to improve.’

‘The teachers in my school
are fair.’

Parents say...


‘Great to see the buzz in classrooms and the children enjoying learning’

‘St Paul’s is a great place to learn, whilst having fun. Keep up the hard work.’

‘We wish we had more children to send to this school.’

‘... and if you have a problem, talk to the school straight away. The staff will always do everything they can to help.’

and website



Online Payroll
 Online Booking
 ...on Absence

St Paul's Church of England Junior School
 Oxford Road, Birmingham, B27 6JH
 Tel: 0121 633 2222 Fax: 0121 633 2222
 Email: office@st-pauls.bham.sch.uk
www.st-pauls.bham.sch.uk

Pupil Information

MUST BE COMPLETED AND RETURNED BY FRIDAY 9th JULY 2015
 (Return can be to the school office via Walter, a sibling at St Paul's or to staff on the school gate)

PUPIL'S NAME: _____


CLASS: _____

CHILD'S CURRENT SCHOOL (IF NOT WALTER): _____


OFFICE USE ONLY
 Checked by: _____
 Date: ____/____/____

WELCOME

to
St Paul's Church of England
Junior School




Your House will be:



St Paul's C of E Junior School

Questions to use when reading with your child

The questions reflect the way books are discussed
in school and will help your child gain a deeper
understanding of the texts they share with you.



Year 3 Team

Teaching Team

3B – Mrs Buchanan (Team Leader)

3K – Miss Osborne

3H – Mrs Hamer (W, T, F) & Mrs Hayre (M,T)

The School Day (well...normally!)

8:40	Doors open
8:50	Registration
9:55 – 10:15	Break time
11:15	Assembly
12:30 – 1:30	Lunchtime
3:30	School finishes


Arrival at school



Bus stops for the first few days



Lunchtimes



Pick up



Heart felt plea!

- ▶ Pencil Case with:
 - ▶ At least 2 good quality pencils
 - ▶ A pencil sharpener that collects sharpening
 - ▶ A ruler
 - ▶ A glue stick
 - ▶ A small set of colouring pencils
 - ▶ A pair of scissors
- ▶ Please ensure that each item is labelled and that it comes to school every day as significant amounts of learning time can be lost equipping children with missing equipment.



What your children will need...



- ▶ P.E. Days
 - ▶ **Your children should come to school wearing their PE kits**
 - ▶ Outdoor:
 - ▶ Navy blue or black shorts/joggers
 - ▶ White T-shirt
 - ▶ Navy blue or black jacket
 - ▶ Trainers
 - ▶ Indoor:
 - ▶ Navy blue or black shorts
 - ▶ White T-shirt
- ▶ PLEASE NOTE THAT EARRINGS MUST NOT BE WORN DURING ANY FORM OF PE AND SO SHOULD NOT BE WORN ON PE DAYS.

What your children will not need...

- ▶ Please ensure that your children come to school with only the equipment they need for learning. Children should not bring in toys or fiddle equipment as these will be provided by school if deemed necessary. This avoids any unnecessary upset when belongings go missing and distraction during lessons
- ▶ Multiple Smiggle pencil cases, novelty rubbers or large handle operated pencil sharpeners (or other such stationery)
- ▶ Large rucksacks are problematic as they won't stay on the hook and we have had children fall and hurt themselves. Our cloakrooms are not big enough to contain 32 children and large bags and readily become congested.



Curriculum



English Narrative based on 'The Tunnel' Recount based on 'The Journey' and visual literacy prompt Stories that build tension based on 'Black Dog' Japanese syllabic poetry	Science Animals, including humans: teeth and a healthy diet Rocks and fossils: identification and formation	Mathematics Number and place value in numbers with up to 3 digits Mental and formal written methods of addition and subtraction in numbers with up to 3 digits Mental and pictorial methods of multiplication and division using known tables
History The Stone Age: Hunting and gathering, a study of Skara Brae, Stonehenge, farming The Bronze Age: A study of the Amesbury Archer	Art Drawing and shading with pencil to create 3D images Design & Technology Designing and making a healthy soup and bread with seasonal, local ingredients	MUSIC Exploration of rhythm, pitch, temp and dynamics within 'The Carnival of the Animals'
GEOGRPAHY The United Kingdom: Physical geography Land use Comparing the physical and human geography of The Isle of Skye and Wokingham	Autumn Term 2021 Year 3	PSHE Being Me in My World: Rights and responsibilities; working together; class charter Celebrating Difference: Embracing differences; inclusion, bullying; problem solving; kind words and deeds
French Greetings Classroom phrases French sounds Colours	Computing Navigating a computer and responding to emails Programming using algorithms with Pro-Bots P.E. Indoor athletics Stone Age Dance Outdoor Games: multi skills	R.E. Hinduism– Diwali: why is this festival important? Christianity—Christmas: has it lost its true meaning?

Enrichment

- ▶ Ufton Court – Stone Age and Bronze Age experience
- ▶ Wokingham Walk
- ▶ Victorian Day
- ▶ Science week



Home Learning



Weekly home learning

► This is set on Teams each week on a Friday and includes:

- Reading
- Written task
- Times table practice
- My Maths lesson and task
- Spelling practice on Spelling Frame

Focus area	Details of Tasks	Submission	Feedback	Due
Reading – practise reading and comprehension skills	Read with your parent, grandparent or older sibling 4 times per week for at least 20 minutes each time. Talk about the story together, using questions from this booklet which is full of useful questions that will support your discussions about what you have read.	N/A	<ul style="list-style-type: none"> Your teacher will discuss your progress with you in class 	Thursday 2 nd July
Writing Task	Create an information text that demonstrates all that you have learned so far about light and shadows. Remember to include both writing and scientific diagrams to show your understanding.	Please complete this in your Homework Book and hand in at school by Tuesday 29th June	<ul style="list-style-type: none"> Your teacher will respond to your work in your book. 	Tuesday 29 th June
Spelling – learn and practise this week's spellings	https://spellingframe.co.uk/ Log in and practise the spellings that have been assigned to you: <ul style="list-style-type: none"> submarine submerge subsoil subway telegraph telephone telescope television 	Complete activities on Spelling Frame website.	<ul style="list-style-type: none"> Scores provided online Your teacher will check your progress on the website each week 	3 times per week Friday 2 nd July
Maths – practise mathematical concepts and skills covered in Maths lessons this week	https://login.mymaths.co.uk/login Follow the tutorial first before attempting the tasks set for you by your teacher. These include: <ul style="list-style-type: none"> Lines of symmetry Angles Next week we will be learning about: <ul style="list-style-type: none"> 3D Shapes 	Complete both the fluency and reasoning & problem-solving questions on page 1 and 2.	<ul style="list-style-type: none"> Mark your work to get instant feedback Your teacher will check your scores and keep track of your progress 	Thursday 2 nd July
Maths - Times Tables	https://play.ttrockstars.com/auth/school/student Practise your times tables online each day, Monday to Friday.	Complete activities on Times Tables Rock Stars website.	<ul style="list-style-type: none"> Scores provided online Your teacher will check your progress on the website each week 	Daily

Children's questions



St Paul's C of E Junior School

St Paul's C of E Junior School is committed to safeguarding and promoting the welfare of children and young people and expects all pupils, staff, volunteers, visitors and external agencies to share this commitment.

[Home](#) [About us](#) [Children](#) [Parents](#) [Our Community](#) [Calendar](#) [News](#) [Contact](#) [Liddington 2018](#) [Vacancies](#)

[Welcome to Year 3](#) [Snow Days](#)

Welcome to Year 3

[Message from your teachers](#)

[In the morning](#)

[Questions asked during transition visits](#)

[After a busy day](#)

[Gallery](#)

Message from your teachers

We are really looking forward to welcoming you again in September. In the meantime, enjoy looking around this area of the website. You will find some photos of the school in the gallery and the answers to the questions that you asked us during the transition visits.

If you cannot find what you are looking for, just ask your new teacher on your first day. They will be happy to help you.

If you are able to, please read over the holiday. Little and often is the best approach. Reading aloud to an adult for 10 minutes and then talking about what you have read, will make a big difference.

Have a lovely summer holiday!

The Year 3 Team

Bits and bobs...

- ▶ Class lists
- ▶ Swimming
- ▶ Clubs / music lessons
- ▶ Lateness or absence
- ▶ Open events
- ▶ PTA
- ▶ Governors

Questions?